

EasyChair Tutorial

Go to ICoIESE 2021 conference submission system webpage on EASYCHAIR :

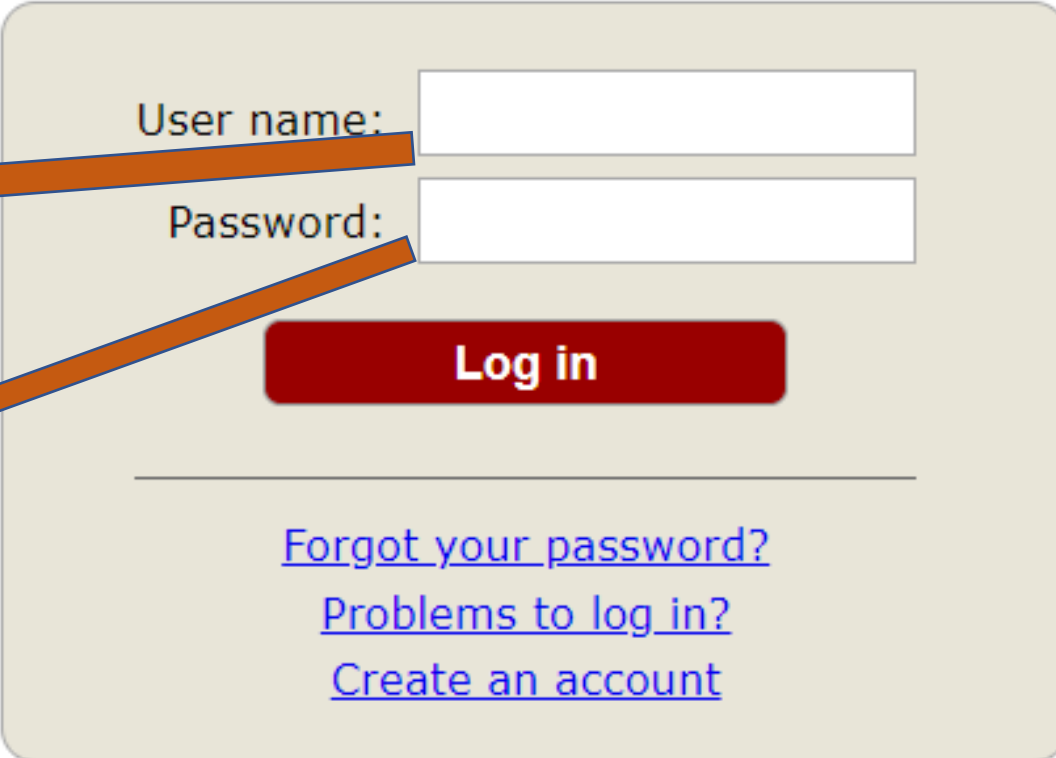
<https://easychair.org/account/signin?l=ogliyzubGtLBn0oLnckNdk#>

PART 1. Login Conference System

1.If you already have an EasyChair account then use your *User name* and *Password* to login.

If you need details on how to submit your abstract go to part 2 (Submitting an abstract) of this tutorial.

2.If you need to create an EasyChair account click on *create an account/sign up for an account*



The screenshot shows the login interface on a light beige background. It features two white input fields: the top one is labeled 'User name:' and the bottom one is labeled 'Password:'. Below these fields is a prominent red button with the text 'Log in' in white. Underneath the button, there are three blue, underlined links: 'Forgot your password?', 'Problems to log in?', and 'Create an account'. Two orange arrows with blue outlines point from the text in the first step of the tutorial to the 'User name:' and 'Password:' input fields respectively.

Create Account




Create an EasyChair Account: Step 1

To create an EasyChair account you should have a valid email address and do the following.

1. pass a captcha to prove that you are not a robot;
2. fill out a simple form with your personal information;
3. follow the link we send to your email address to complete the account creation.

Please note that the use of EasyChair is subject to [our terms of service](#)

 I'm not a robot

reCAPTCHA
[Privacy](#) - [Terms](#)

Continue

STEP. 1

1. Write down the captcha code and click on *continue*

Create Account



Create an EasyChair Account: Step 2

Please fill out the following form. The required fields are marked by *.

Note that **the most common reason for failing to create an account is an incorrect email address** so please type your email address correctly.

A registration form with four input fields and a 'Continue' button. The fields are labeled 'First name†: *', 'Last name: *', 'Email: *', and 'Retype email address: *'. The 'Continue' button is red with white text. A large orange arrow points from the 'Continue' button towards the right side of the page.

First name†: *

Last name: *

Email: *

Retype email address: *

STEP. 2

Fill in your name and email address and click on *continue*

**) Please Input your active email*

† Note: leave first name blank if you do not have one. If you are not sure how to divide your name into the first and last name, [read the Help article about names.](#)

You may also be interested about [our policy for using personal information.](#)

Create Account

EasyChair account confirmation Eksternal



EasyChair <noreply@easychair.org>

kepada saya ▾

🇺🇸 Inggris ▾ > 🇮🇩 Indonesia ▾ [Terjemahkan pesan](#)

Dear [REDACTED]

We received a request to create an EasyChair account for you. To create an EasyChair account, please click on this link:

[https://easychair.org/account/create/\[REDACTED\]](https://easychair.org/account/create/[REDACTED])

Please note that this link is only valid for one week. After one week you will have to apply for an account again.

Please be aware that this is an unmonitored email alias, so please do not reply to this email.

To contact EasyChair use the EasyChair contact Web page

<https://easychair.org/contact>

STEP. 3

Open your e-mail and you will receive a confirmation email. Click on the link provided in the e-mail to continue your registration

Create Account

LAST STEP

Complete your registration (in your browser) by providing all the required information and click on *create my account*.

Now you are successfully registered. To log in to the conference submission system EasyChair webpage use your *User name* and *Password*. The link to the submission system is available through the conference webpage or here:

<https://easychair.org/my/conference?conf=icoiese2021>

Create an EasyChair Account: Last Step



Hello Edy Saputra! To complete the creation of your account please fill out the following form. You should create the account within 30 minutes, otherwise you will have to fill out this form from scratch.

To use EasyChair, you must agree to its [Terms of Service](#) ([view terms](#)), ([download terms](#)).

I agree to EasyChair Terms of Service

Enter your personal data.

First name[†]:

Last name (*):

Organization (*):

Your personal Web page:

Enter your address.

Phone:

Address, line 1 (*):

Address, line 2:

City (*):

Post code (*):

State (US only) (*):

Country (*):

Enter your account information. Note that user names are case-insensitive

User name (*):

Password (*):

Retype the password (*):

[Create my account](#)

[†] Note: leave first name blank if you do not have one. If you are not sure how to divide your name into the first and last name, [read the Help article about names](#).

You may also be interested about [our policy for using personal information](#).

PART 2. Submit Abstract



Conferences CFP VCS Preprints Slides EasyChair

ICoIESE 2021 (International Conference on Industrial, Enterprise, and System Engineering 2021)

You are logged in to ICoIESE 2021 (International Conference on Industrial, Enterprise, and System Engineering 2021).
Use the links below to access ICoIESE 2021.

Reviewer

- [PC member](#)

Author

- [make a new submission](#)

CFP

This conference has a call for papers on the EasyChair Smart CFP:

- [view call for papers](#)

	ICoIESE 2021: International Conference on Industrial, Enterprise, and System Engineering 2021 Telkom University Bandung, Indonesia, December 16, 2021
Conference website	https://icoiese.id/
Submission link	https://easychair.org/conferences/?conf=icoiese2021
Submission deadline	September 30, 2021
Topics:	industrial and manufacturing system manufacturing and material engineering innovation in integrated engineering ict software and hardware engineering

- Go to the ICoIESE 2021 conference submission system webpage on EASYCHAIR
<https://easychair.org/my/conference?conf=icoiese2021>
use your User name and Password to login (Part 1)
- Click *make a new submission*

PART 2. Submit Abstract

In the next step please fill in author/authors information. You may speed up the process by clicking on *add yourself*

Author 3 ([click here to add yourself](#)) ([click here to add an associate](#))

First name[†]: *

Last name: *

Email: *

Country/region: *

Organization: *

Web page:

corresponding author

[Click here to add more authors](#)

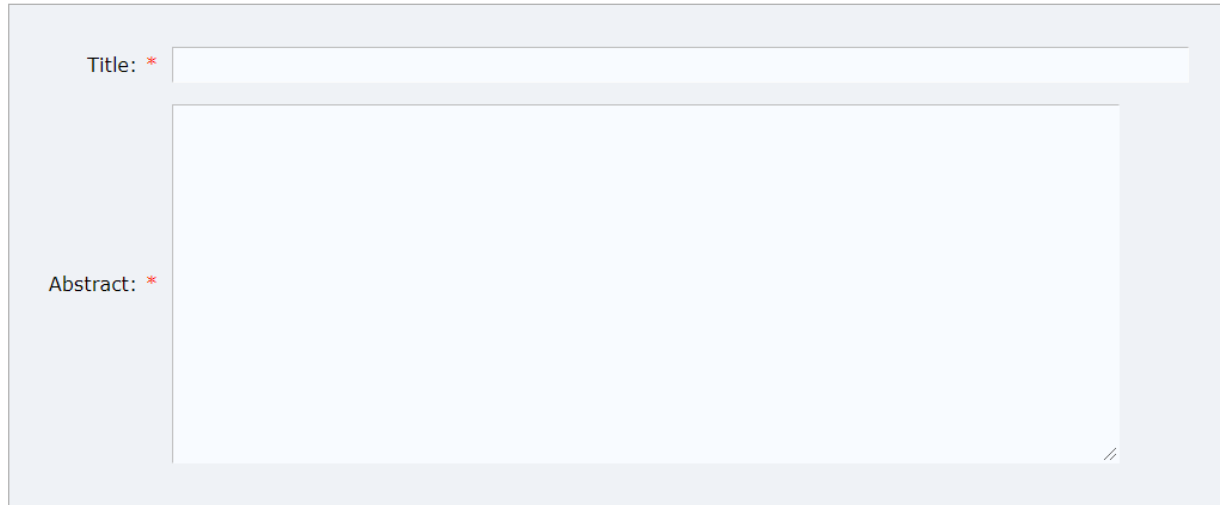
[†] Note: leave first name blank if there is no first name. If you are not sure how to divide a name into the first and last name, [read the Help article about names.](#)

Please check *corresponding author* if you're a corresponding if your add more author then click *to add more authors*

PART 2. Submit Abstract

Title and Abstract

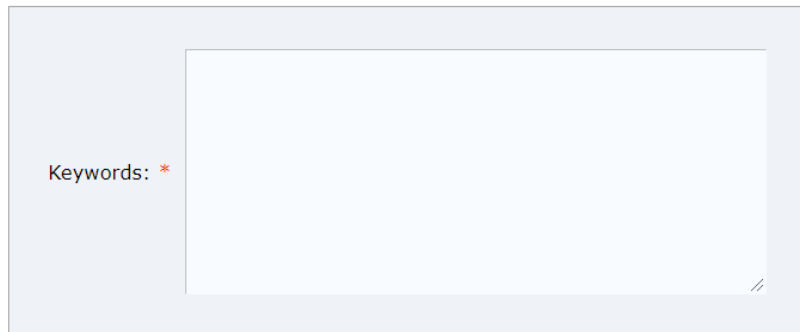
The title and the abstract should be entered as plain text, they should not contain HTML elements.



A screenshot of a web form for submitting an abstract. It features two input fields: a single-line text box for the 'Title' and a larger multi-line text area for the 'Abstract'. Both fields are currently empty and have a red asterisk next to their labels, indicating they are required.

Keywords

Type a list of keywords (also known as key phrases or key terms), **one per line** to characterize your submission. You should specify at least three keywords.



A screenshot of a web form for submitting keywords. It features a single multi-line text area for entering a list of keywords, one per line. The label 'Keywords:' is followed by a red asterisk, indicating it is a required field.

Now is necessary to fill in ***Title***
of the Abstract

Input *Title* and *Abstract*.

At this step provide a **list of keywords** that describe your paper. You must specify at least three keywords, **one per line**

PART 2. Submit Abstract

Topics

Please select topics relevant to your submission from the following list. Topics are typically used for assigning submissions to reviewers and for conference analytics. You must select exactly one topic.

- Industrial and Manufacturing System
- Manufacturing and Materials Engineering
- Innovation in Integrated Engineering
- ICT, Software & Hardware Engineering

Now is necessary to fill in
Topics

Check the *Topics*.

PART 2. Submit Abstract

Finally, you **MUST** submit a doc file of your abstract by using the field “**UPLOADS**”

Files

The following part of the submission form was added by ICoIESE 2021. It has neither been checked nor endorsed by EasyChair

Paper. Upload your paper. The paper must be in PDF format (file extension .pdf)

No file chosen

Ready?

If you filled out the form, press the 'Submit' button below. **Do not press the button twice: uploading may take time!**

Click on the Submit button. Do not press the button twice: uploading may take time!